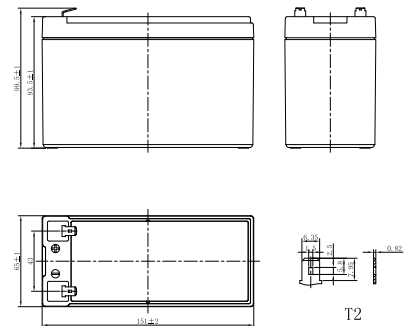


### Specifications

Rated Voltage	12V	
Nominal Capacity	7.5Ah	(C <sub>20</sub> , 1.75V/cell)
Dimension	Length	151±2mm (5.95 inches)
	Width	65±1mm (2.56 inches)
	Container Height	93.5±1mm (3.68 inches)
	Total Height	99.5±1mm (3.92 inches)
Approx Weight	2.28 Kg (5.03 lbs)	
Terminal	T1/T2	
Container Material	ABS	
Rated Capacity (25°C)	7.50 Ah	(20hr, 0.375A, 1.75V/cell)
	7.09 Ah	(10hr, 0.709A, 1.75V/cell)
	6.45 Ah	(5hr, 1.29A, 1.75V/cell)
	5.73 Ah	(3hr, 1.91A, 1.75V/cell)
	4.90 Ah	(1hr, 4.90A, 1.60V/cell)
Max. Discharge Current	113A (5s)	
Internal Resistance (25°C)	Approx 23mΩ	
Operating Temp. Range	Discharge	-15 ~ 50°C (5 ~ 122°F)
	Charge	0 ~ 40°C (32 ~ 104°F)
	Storage	-15 ~ 40°C (5 ~ 104°F)
Nominal Operating Temp. Range	25±3°C (77±5°F)	
Cycle Use	Initial Charging Current less than 2.25A. Voltage 14.4V~15.0V at 25°C(77°F)Temp. Coefficient -30mV/°C	
	Standby Use	
Effect of temp. to Capacity	Initial Charging Current less than 2.25A. Voltage 13.5V~13.8V at 25°C(77°F)Temp. Coefficient -20mV/°C	
	40°C (104°F)	103%
	25°C (77°F)	100%
Self Discharge	0°C (32°F)	86%
	Batteries may be stored for up to 6 months at 25°C(77°F) and then a freshening charge is required. For higher temperatures the time interval will be shorter.	



### Layout



### Constant Current Discharge (Amperes) at 25 °C (77°F)

F.V/Time	5min	10min	15min	20min	30min	45min	1h	1.5h	2h	3h	4h	5h	6h	8h	10h	20h
1.85V/cell	24.4	16.5	12.3	10.1	7.40	5.41	4.43	3.25	2.57	1.85	1.48	1.26	1.08	0.848	0.693	0.367
1.80V/cell	26.3	17.5	12.9	10.5	7.63	5.56	4.54	3.31	2.62	1.88	1.50	1.27	1.09	0.860	0.702	0.371
1.75V/cell	27.7	18.2	13.3	10.7	7.83	5.68	4.63	3.37	2.66	1.91	1.52	1.29	1.11	0.869	0.709	0.375
1.70V/cell	29.0	18.9	13.8	11.1	8.03	5.80	4.72	3.43	2.70	1.94	1.54	1.31	1.12	0.878	0.717	0.378
1.67V/cell	30.0	19.5	14.1	11.3	8.17	5.90	4.79	3.48	2.73	1.96	1.55	1.32	1.13	0.885	0.722	0.381
1.60V/cell	31.8	20.3	14.6	11.6	8.39	6.04	4.90	3.55	2.79	2.00	1.58	1.34	1.14	0.898	0.731	0.385

### Constant Power Discharge (Watts/cell) at 25 °C (77°F)

F.V/Time	5min	10min	15min	20min	30min	45min	1h	1.5h	2h	3h	4h	5h	6h	8h	10h	20h
1.85V/cell	46.2	31.4	23.5	19.4	14.3	10.5	8.62	6.34	5.03	3.64	2.91	2.48	2.13	1.68	1.38	0.733
1.80V/cell	49.2	33.1	24.5	20.0	14.7	10.7	8.80	6.45	5.11	3.69	2.95	2.51	2.16	1.70	1.39	0.742
1.75V/cell	51.3	34.2	25.2	20.5	15.0	10.9	8.95	6.55	5.19	3.74	2.98	2.54	2.18	1.72	1.41	0.750
1.70V/cell	53.2	35.3	25.9	21.0	15.3	11.1	9.08	6.64	5.25	3.79	3.02	2.57	2.20	1.74	1.42	0.756
1.67V/cell	54.5	36.1	26.4	21.3	15.5	11.3	9.20	6.71	5.30	3.82	3.04	2.59	2.22	1.75	1.43	0.762
1.60V/cell	56.7	37.2	27.1	21.9	15.9	11.5	9.37	6.83	5.38	3.88	3.09	2.63	2.25	1.77	1.45	0.770

### Applications

- All purpose
- Uninterruptable Power Supply (UPS)
- Electric Power System (EPS)
- Emergency backup power supply
- Alarm and security system
- Communication power supply
- DC power supply
- Auto control system

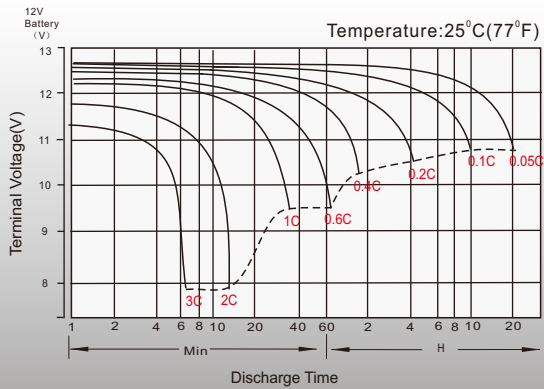
### General Features

- 5 years design life(25°C)
- Special exhaust structure and sealing technology, safe and reliable, flexible installation, convenient maintenance
- PbCaSn alloy for plate grids: less gassing, less self-discharging
- High quality AGM separator: extend cycle life and prevent micro short circuit
- High purity raw material: ensure low self discharge rate

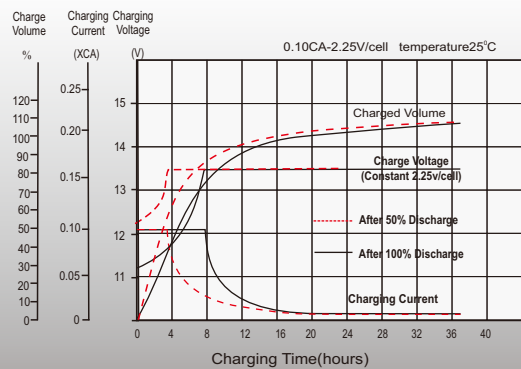
### Standards

- Compliance with IEC 60896 standards, EU Battery Directive
- UL, CE Certified
- Manufactured in Leoch® IATF 16949, ISO 45001, ISO 9001 and ISO 14001 certified production facilities

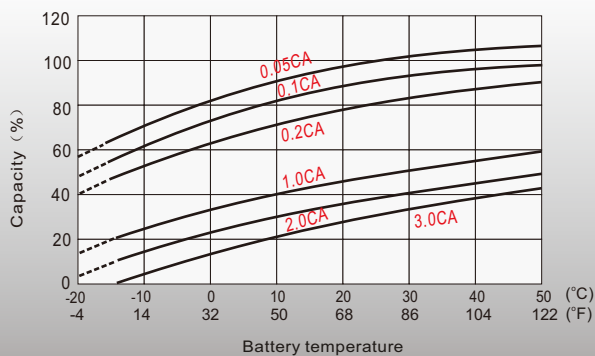
### Discharge Characteristics



### Float Charging Characteristics



### Temperature Effects in Relation to Battery Capacity



### Float Service Life

